



Lead-Free Valves that Exceed Expectations and Regulations

ASCO™ Lead-Free Solutions

Ideal for the potable and industrial water industry where reliably clean water on-demand is needed.



Be sure your water systems comply with the newest lead regulations.

Regulations governing lead content of the components of potable water systems have changed as safety restrictions tightened. The 2014 federal law dictates lower lead content for certain systems and components. This change presents new design issues for OEMs. That's why Emerson provides a range of valve choices that meet the new regulations, are NSF certified, and come in the industry's broadest range of characteristics in terms of pipe size, pressure or temperature ratings, and flow coefficients.

Unequaled Advantages and Expertise

Emerson offers hundreds of ASCO valve constructions with various approvals for the Potable Water industry. Our products are famous for their robust design, rigorous testing, and extended service lives. These products are ideal for the Potable Water industry where customers and end-users need reliably clean water supplied on-demand.

With more than 100 specialists and over 140 distributors in the U.S. alone, Emerson has the technical expertise that can rapidly solve application problems and help interpret confusing codes, specifications, and regulations. Our one-stop shopping offers time-saving convenience and rapid fulfillment. There's only one source to specify, one contact number to call, and one solution to keep in inventory.



The majority of the items featured in this catalog are part of the Express Shipping program which includes SameDay and 5Day products.

Items qualifying for SAMEDAY shipping are guaranteed to ship same business day if the order is received before 3 P.M. EST with a maximum quantity of 25 pieces.

As part of our continued drive for customer service, we expanded the Express program to include products that can be shipped within five business days.

Due to the variety of operating conditions and applications for these products, the user, through analysis and testing, is solely responsible for making the final selection of the products and assuring that all performance, safety, and warning requirements of the application are met.

CAUTION: Users should consult Emerson.com/ASCO or Catalog 35 to see complete specifications for the products selected from this catalog.

WARNING: Improper selection or use of products and related items in this catalog can cause death, serious injury, or property damage.




Emerson provides a range of valve choices that meet the new regulations, are NSF certified, and come in the industry's broadest range of specifications.

Valve Series	SDWA Lead Free Compliant	NSF 372	NSF 61-G	NSF 169	NSF 42	UL	CSA	Page
262 Lead-Free Brass ¹	•					•	•	4, 6
210 Lead-Free Brass ¹	•					•	•	5, 6
210 Hot Water Lead-Free Brass ¹	•					•	•	6
256 Subminiature	•		•	•		• ²	• ²	7
356 Subminiature	•		•	•		• ²	• ²	7
212 Composite	•	•	•	•	•	• ²	• ²	8
260 Plastic Body	•			•		• ²	• ²	9
360 Plastic Body	•					• ²	• ²	9

¹ The term "Lead-Free" for brass materials is defined by SDWA 1417 as having a maximum weighted average lead content of 0.25% across the wetted surface area.

² Electrical component coil listing.

Understanding NSF Certifications on ASCO Valves



Emerson recognizes the differing needs of OEMs and equipment designers alike. That's why many ASCO valves carry different types of approvals to fulfill the needs of our customers. The ASCO Series 212, 256, 356, and 260 valves are independently certified by NSF—and it's important to understand the different certifications these valves carry.

NSF Certified

Where NSF certification is required, Emerson offers ASCO NSF certified valves in both composite and stainless steel constructions, which come in the industry's broadest range of characteristics in pipe size, pressure and temperature ratings, and flow coefficients. Plus, our composite solenoid valve comes with the unique FasN™ connection system, which makes it fast, easy, and secure for OEMs to use NPT thread, turn-and-lock, or solvent bond fittings. ASCO NSF stainless steel body valves are also available to meet applications where higher pressure ratings are required.

Lead-Free Brass¹

Where brass is the preferred material, Emerson offers a full line of ASCO lead-free brass¹ valves, which meet the low-lead requirements of the United States Federal Safe Drinking Water Act (SDWA). Lead-free brass valves from ASCO facilitate equipment design by eliminating the need to perform complex wetted surface area lead content calculations specified by the SDWA. In cases of equipment repair or new installations, ASCO lead-free brass valves make compliance with the SDWA simple and straightforward for installers. Standard constructions of ASCO lead-free brass valves hold approvals from UL and or CSA. The valves are also available with flexible options that meet a variety of customer needs:

- Pipe sizes of 1/8 to 2 inch
- NBR and EPDM elastomer options
- Coil electrical connection options: conduit (TYPE 4X), DIN coil, open-frame spade
- Hot water constructions

¹ The term "Lead-Free" for brass materials is defined by SDWA 1417 as having a maximum weighted average lead content of 0.25% across the wetted surface area.

NSF Certifications

NSF 372 Lead Content Certification



NSF 372 certifies that ASCO valves comply with the SDWA requirement that all wetted surfaces of the valves contain a weighted average lead content of 0.25% or less. The SDWA requires that products used in public water systems, as well as plumbing facilities handling drinking water meet the weighted average lead content of less than 0.25%. Use NSF 372 certified valves in applications handling water for plumbing use, as well as general industrial uses for on-off water control.

NSF 61-G Drinking Water System Components – Health Effects



NSF 61* certifies that ASCO valves do not exceed the chemical extraction requirements deemed by NSF to cause human health concerns. Annex G of NSF 61 certifies that ASCO's valves have a weighted average lead content of 0.25% or less—these Annex G requirements are the same requirements and testing as NSF 372. Apply these valves in applications producing, handling, and controlling drinking water. NSF 61-G certification of ASCO valves makes it easier to obtain NSF 61 certification of the entire system.

* NSF 61 certification ensures NSF 372 compliance (low lead compliance)

NSF 169 Special Purpose Food Equipment and Devices (Component)



NSF 169 certifies that ASCO valves meet the food protection and sanitation requirements with regards to the valves' materials, design, fabrication, and construction. Apply valves with NSF 169 certification in applications handling or producing food, such as cooking equipment, misting equipment, and beverage dispensing.

NSF 42 Drinking Water Treatment Units – Aesthetic Effects (Component)



NSF 42 certifies that ASCO valves meet specific aesthetic requirements that are not health related, including chlorine, taste, odor, and particulates. Additionally, the valves' material safety and structural integrity are tested by NSF under this standard. When these valves are applied in potable drinking water applications, designers and end-users are assured that the water that passes through the valves will maintain the pure taste and refreshing experience delivered by the water purification system.



Visit [Emerson.com/LeadFree](https://www.emerson.com/LeadFree) to learn more about our lead-free capabilities.

2-Way Direct Valves

- Lead-free brass¹ bodies for SDWA compliance
- 1/8", 1/4", and 3/8" direct acting valves
- Small poppet valves with tight shutoff
- UL Listed and CSA Certified




Pipe Size in	Orifice Size in (mm)	Flow Cv (Kv)	Operating Pressure Differential, psi (bar)										Maximum Fluid Temp. °F (°C)		Catalog Number	Watt Rating/ Insulation Class	
			Min. Press	Max. AC @ 131 F (55 C)			Max. DC @ 104 F (40 C)			Max. DC @ 131 F (55 C)						AC	DC
				Air-Inert Gas	Water	Lt. Oil @ 300 ssu	Air-Inert Gas	Water	Lt. Oil @ 300 ssu	Air-Inert Gas	Water	Lt. Oil @ 300 ssu					
General Service - Normally Closed																	
1/8	1/8 (3.2)	0.35 (0.30)	0	185 (13)	180 (12)	120 (8)	130 (9)	110 (8)	95 (7)	120 (8)	100 (7)	90 (6)	180 (82)	180 (82)	8262H002LF	6.1/F	10.6/H
1/8	1/8 (3.2)	0.35 (0.30)	0	275 (19)	260 (18)	195 (13)	165 (11)	130 (9)	130 (9)	155 (11)	120 (8)	120 (8)	180 (82)	180 (82)	8262H016LF	9.1/F	18.6/H
1/8	1/8 (3.2)	0.35 (0.30)	0	500 (34)	380 (26)	355 (24)	275 (19)	275 (19)	235 (16)	250 (17)	250 (17)	225 (16)	180 (82)	180 (82)	8262H105LF	17.1/F	22.6/H
1/4	3/32 (2.4)	0.21 (0.18)	0	370 (26)	330 (23)	160 (11)	235 (16)	160 (11)	160 (11)	215 (15)	150 (10)	145 (10)	180 (82)	180 (82)	8262H020LF	6.1/F	10.6/H
1/4	3/32 (2.4)	0.21 (0.18)	0	500 (34)	350 (24)	270 (19)	295 (20)	210 (14)	205 (14)	285 (20)	200 (14)	195 (13)	180 (82)	180 (82)	8262H021LF	9.1/F	10.6/H
1/4	3/32 (2.4)	0.21 (0.18)	0	590 (41)	410 (28)	410 (28)	290 (20)	290 (20)	270 (19)	240 (17)	240 (17)	225 (16)	180 (82)	180 (82)	8262H108LF	10.1/F	11.6/H
1/4	3/32 (2.4)	0.21 (0.18)	0	720 (50)	410 (28)	410 (28)	610 (42)	410 (28)	410 (28)	600 (41)	410 (28)	400 (28)	180 (82)	180 (82)	8262H109LF	17.1/F	22.6/H
1/4	1/8 (3.2)	0.35 (0.30)	0	185 (13)	180 (12)	90 (6)	130 (9)	110 (8)	90 (6)	120 (8)	100 (7)	85 (6)	180 (82)	180 (82)	8262H022LF	6.1/F	10.6/H
1/4	1/8 (3.2)	0.35 (0.30)	0	275 (19)	260 (18)	150 (10)	165 (11)	130 (9)	120 (8)	155 (11)	120 (8)	115 (8)	180 (82)	180 (82)	8262H023LF	9.1/F	18.6/H
1/4	1/8 (3.2)	0.35 (0.30)	0	340 (23)	300 (21)	215 (15)	130 (9)	125 (9)	115 (8)	110 (8)	105 (7)	100 (7)	180 (82)	180 (82)	8262H232LF	10.1/F	11.6/H
1/4	1/8 (3.2)	0.35 (0.30)	0	500 (34)	380 (26)	355 (24)	275 (19)	275 (19)	235 (16)	250 (17)	250 (17)	225 (16)	180 (82)	180 (82)	8262H110LF	17.1/F	22.6/H
1/4	7/32 (5.6)	0.73 (0.63)	0	55 (4)	54 (4)	40 (3)	38 (3)	33 (2)	31 (2)	35 (2)	30 (2)	28 (2)	180 (82)	180 (82)	8262H013LF	6.1/F	10.6/H
1/4	7/32 (5.6)	0.73 (0.63)	0	100 (7)	100 (7)	100 (7)	35 (2)	35 (2)	35 (2)	30 (2)	30 (2)	30 (2)	180 (82)	180 (82)	8262H208LF	10.1/F	11.6/H
1/4	7/32 (5.6)	0.73 (0.63)	0	125 (9)	125 (9)	125 (9)	70 (5)	70 (5)	70 (5)	65 (4)	65 (4)	65 (4)	180 (82)	180 (82)	8262H114LF	17.1/F	22.6/H
3/8	5/32 (4.0)	0.52 (0.45)	0	100 (7)	100 (7)	50 (3)	72 (5)	60 (4)	55 (4)	67 (5)	53 (4)	52 (4)	180 (82)	180 (82)	8263H116LF	6.1/F	10.6/H
3/8	5/32 (4.0)	0.52 (0.45)	0	150 (10)	140 (10)	80 (6)	95 (7)	75 (5)	75 (5)	85 (6)	72 (5)	70 (5)	180 (82)	180 (82)	8263H117LF	9.1/F	18.6/H
3/8	5/32 (4.0)	0.52 (0.45)	0	210 (14)	185 (13)	100 (7)	65 (4)	63 (4)	50 (3)	55 (4)	54 (4)	44 (3)	180 (82)	180 (82)	8263H200LF	10.1/F	11.6/H
3/8	5/32 (4.0)	0.52 (0.45)	0	300 (21)	210 (14)	195 (13)	135 (9)	135 (9)	100 (7)	115 (8)	115 (8)	90 (6)	180 (82)	180 (82)	8263H118LF	17.1/F	22.6/H

¹ The term "Lead-Free" for brass materials is defined by SDWA 1417 as having a maximum weighted average lead content of 0.25% across the wetted surface area.

Note: All valves above are UL Listed as safety shutoff.

2-Way Pilot Operated Valves

- Lead-free brass¹ bodies and bonnets for SDWA compliance 3/8" to 2" pilot operated valves
- 0 minimum psi options available to fit application needs
- UL Listed and CSA Certified valves




Pipe Size in	Orifice Size in (mm)	Flow Cv (Kv)	Operating Pressure Differential psi (bar)							Maximum Fluid Temp. F (C)		Catalog Number	UL Valve Listing	Watt Rating/ Insulation Class	
			Min. Press	Max. AC @ 131 F (55 C)			Max. DC @ 104 F (40 C)							AC	DC
				Air-Inert Gas	Water	Lt. Oil @ 300 ssu	Air-Inert Gas	Water	Lt. Oil @ 300 ssu						
General Service - Normally Closed															
3/8	5/8 (16)	3 (2.6)	5 (0.34)	200 (14)	150 (10)	135 (9)	125 (9)	100 (7)	100 (6.9)	180 (82)	150 (66)	8210G001LF	GPV	6.1/F	11.6/F
3/8	5/8 (16)	3 (2.6)	0	150 (10)	150 (10)	-	40 (3)	40 (3)	-	180 (82)	150 (66)	8210G093LF	GPV	10.1/F	11.6/F
1/2	5/8 (16)	4 (3.4)	5 (0.34)	200 (14)	150 (10)	135 (9)	125 (9)	100 (7)	100 (6.9)	180 (82)	150 (66)	8210G002LF	SSV	6.1/F	11.6/F
1/2	5/8 (16)	4 (3.4)	0	150 (10)	150 (10)	-	40 (3)	40 (3)	-	180 (82)	150 (66)	8210G094LF	SSV	10.1/F	11.6/F
3/4	3/4 (19)	5 (4.3)	5 (0.34)	125 (9)	125 (9)	125 (9)	100 (7)	90 (6)	75 (5.2)	180 (82)	150 (66)	8210G009LF	SSV	6.1/F	11.6/F
3/4	3/4 (19)	5 (4.3)	0	150 (10)	150 (10)	-	40 (3)	40 (3)	-	180 (82)	150 (66)	8210G095LF	SSV	10.1/F	11.6/F
1	1 (25)	13 (11)	5 (0.34)	150 (10)	150 (10)	100 (7)	125 (9)	125 (9)	125 (8.6)	180 (82)	150 (66)	8210G004LF	SSV	6.1/F	11.6/F
1	1 (25)	13 (11)	0	150 (10)	125 (9)	125 (9)	135 (9)	120 (8)	120 (8.3)	180 (82)	180 (82)	8210G054LF	GPV	16.1/F	30.8/F
1 1/4	1 1/8 (29)	15 (13)	5 (0.34)	150 (10)	150 (10)	100 (7)	125 (9)	125 (9)	125 (8.6)	180 (82)	150 (66)	8210G008LF	SSV	6.1/F	11.6/F
1 1/2	1 1/4 (32)	22.5 (19.5)	5 (0.34)	150 (10)	150 (10)	100 (7)	125 (9)	125 (9)	125 (8.6)	180 (82)	150 (66)	8210G022LF	SSV	6.1/F	11.6/H
2	1 3/4 (44)	43 (37)	5 (0.34)	150 (10)	125 (9)	90 (6)	50 (3)	50 (3)	50 (3.4)	180 (82)	150 (66)	8210G100LF	GPV	6.1/F	11.6/H
General Service - Normally Open															
1/2	5/8 (16)	4 (3.4)	0	150 (10)	150 (10)	125 (9)	125 (9)	125 (9)	125 (8.6)	180 (82)	150 (66)	8210G034LF	GPV	10.1/F	11.6/F
3/4	3/4 (19)	5.5 (4.8)	0	150 (10)	150 (10)	125 (9)	125 (9)	125 (9)	80 (5.5)	180 (82)	150 (66)	8210G035LF	GPV	10.1/F	11.6/F
1	1 (25)	13 (11)	5 (0.34)	150 (10)	150 (10)	125 (9)	150 (10)	150 (10)	125 (8.6)	180 (82)	180 (82)	8210G014LF	GPV	16.1/F	15.8/F
1 1/4	1 1/8 (29)	15 (13)	5 (0.34)	150 (10)	150 (10)	125 (9)	-	-	-	180 (82)	-	8210G018LF	GPV	16.1/F	-
1 1/2	1 1/4 (32)	22.5 (19.5)	5 (0.34)	150 (10)	150 (10)	125 (9)	-	-	-	180 (82)	-	8210G032LF	GPV	16.1/F	-
2	1 3/4 (44)	43 (37)	5 (0.34)	125 (9)	125 (9)	125 (9)	-	-	-	180 (82)	-	8210G103LF	GPV	16.1/F	-

¹ The term "Lead-Free" for brass materials is defined by SDWA 1417 as having a maximum weighted average lead content of 0.25% across the wetted surface area.

SSV = Safety Shutoff Valve. GPV = General Purpose Valve.

Next Generation 2-Way Solenoid Valves

- Increase in DC pressure ratings to AC levels on all products
- Lower power operation
- Voltage ranging
- Built-in surge suppression




Pipe Size in	Orifice Size in (mm)	Flow Cv (Kv)	Operating Pressure Differential psi, (bar)				Max. Fluid Temp °F (°C)	Catalog Number	UL Valve Listing	Watt Rating/ Class of Coil Insulation	
			Min. Press	Max AC/DC						AC	DC
				Air-Inert Gas	Water	Lt. Oil @ 300 ssu					
General Service - Normally Closed											
1/8	1/8 (3.2)	0.35 (0.30)	0	540 (37)	395 (27)	360 (25)	180 (82)	8262R105LF	SSV	1.5	1.2
1/4	3/32 (2.4)	0.21 (0.18)	0	720 (50)	410 (28)	410 (28)	180 (82)	8262R109LF	SSV	1.5	1.2
1/4	7/32 (6)	0.73 (0.63)	0	125 (9)	125 (9)	125 (9)	180 (82)	8262R208LF	SSV	1.5	1.2
1/4	1/8 (3)	0.35 (0.30)	0	540 (37)	395 (27)	360 (25)	180 (82)	8262R232LF	SSV	1.5	1.2
3/8	5/8 (16)	3 (2.6)	0	150 (10)	150 (10)	-	180 (82)	8210P093LF	SSV	1.5	1.2
3/8	5/32 (4)	0.52 (0.45)	0	300 (21)	225 (16)	225 (16)	180 (82)	8263R200LF	SSV	1.5	1.2
1/2	5/8 (16)	4 (3.5)	0	150 (10)	150 (10)	-	180 (82)	8210P094LF	SSV	1.5	1.2
3/4	3/4 (19)	5 (4.3)	0	150 (10)	150 (10)	-	180 (82)	8210P095LF	SSV	1.5	1.2
1	1 (25)	13 (11)	5 (0.34)	150 (10)	150 (10)	100 (7)	180 (82)	8210P004LF	SSV	1.5	1.2
1 1/4	1 1/8 (29)	15 (13)	5 (0.34)	150 (10)	150 (10)	100 (7)	180 (82)	8210P008LF	SSV	1.5	1.2
1 1/2	1 1/4 (32)	22.5 (19)	5 (0.34)	150 (10)	150 (10)	100 (7)	180 (82)	8210P022LF	SSV	1.5	1.2
2	1 3/4 (44.5)	43 (37)	5 (0.34)	150 (10)	150 (10)	90 (6)	180 (82)	8210P100LF	GPV	1.5	1.2
General Service - Normally Open											
3/8	5/8 (16)	3 (2.6)	0	150 (10)	150 (10)	125 (9)	180 (82)	8210P033LF	GPV	1.5	1.2
1/2	5/8 (16)	4 (3.5)	0	150 (10)	150 (10)	125 (9)	180 (82)	8210P034LF	GPV	1.5	1.2
3/4	3/4 (19)	5.5 (4.8)	0	150 (10)	150 (10)	125 (9)	180 (82)	8210P035LF	GPV	1.5	1.2

SSV = Safety Shutoff Valve. GPV = General Purpose Valve.

2-Way Hot Water Valves

- Lead-free brass¹ bodies for SDWA compliance
- Hot Water service up to 210 °F
- UL Listed and CSA Certified valves (AC only)
- Proven, reliable designs for demanding hot water applications



Pipe Size in	Orifice Size in (mm)	Flow Cv (Kv)	Operating Pressure Differential, psi (bar)			Max. Fluid Temp. °F (°C)		Catalog Number	Watt Rating / Insulation Class	
			Hot Water			Hot Water			AC	DC
			Min.	Max. AC @ 104°F (40°C)	Max. DC @ 104°F (40°C)	AC	DC			
Hot Water Service - Normally Closed (Closed when de-energized), EPDM Diaphragm										
1/2	5/8 (16)	4 (3.4)	5 (0.3)	125 (8.6)	100 (6.9)	210 (99)	150 (65)	8210G002HWLF	6.1/F	11.6/F
1/2	5/8 (16)	4 (3.4)	0	100 (6.9)	40 (2.8)	210 (99)	150 (65)	8210G094HWLF	10.1/F	11.6/F
3/4	3/4 (19)	5 (4.3)	5 (0.3)	125 (8.6)	100 (6.9)	210 (99)	150 (65)	8210G009HWLF	6.1/F	11.6/F
3/4	3/4 (19)	5 (4.3)	0	100 (6.9)	40 (2.8)	210 (99)	150 (65)	8210G095HWLF	10.1/F	11.6/F



2 & 3-Way Subminiature Solenoid Valves

- Tested and certified by NSF to standards 61-G and 169 for potable water and food service applications
- Stainless steel body constructions
- Compact 2- and 3-way designs
- 3-way designs available in Normally Closed, Normally Open, and Universal constructions



2-Way Subminiature Solenoid Valves, NSF Listed

Pipe Size in	Orifice Size in (mm)	Flow Cv (Kv)	Operating Pressure Differential, psi (bar)							Maximum Fluid Temp °F (°C)		Catalog Number (Stainless)	Watt Rating Insulation Class	
			Min. Press	Maximum AC			Maximum DC						AC	DC
				Air-Inert Gas	Water	Light Oil	Air-Inert Gas	Water	Light Oil	AC	DC			
General Service - Normally Closed - NSF 61 and NSF 169 (Certified for water use only)														
1/8	3/32 (2.4)	0.15 (0.13)	0	-	200 (14)	-	-	130 (9)	-	180 (82)	180 (82)	SC8256A103E	6.3/F	6.9/F
1/8	7/64 (2.7)	0.17 (0.16)	0	-	150 (10)	-	-	100 (7)	-	180 (82)	180 (82)	SC8256A104E	6.3/F	6.9/F
1/4	3/32 (2.4)	0.15 (0.13)	0	-	200 (14)	-	-	130 (9)	-	180 (82)	180 (82)	SC8256A107E	6.3/F	6.9/F
1/4	7/64 (2.7)	0.17 (0.16)	0	-	150 (10)	-	-	100 (7)	-	180 (82)	180 (82)	SC8256A108E	6.3/F	6.9/F
General Service - Normally Closed - NSF 61 and NSF 169 (Certified for all food contact types except for used in dairy products or oils and fats)														
1/8	3/32 (2.4)	0.15 (0.13)	0	-	200 (14)	-	-	130 (9)	-	180 (82)	180 (82)	SC8256A203E	6.3/F	6.9/F
1/8	7/64 (2.7)	0.17 (0.16)	0	-	150 (10)	-	-	100 (7)	-	180 (82)	180 (82)	SC8256A204E	6.3/F	6.9/F
1/4	3/32 (2.4)	0.15 (0.13)	0	-	200 (14)	-	-	130 (9)	-	180 (82)	180 (82)	SC8256A207E	6.3/F	6.9/F
1/4	7/64 (2.7)	0.17 (0.16)	0	-	150 (10)	-	-	100 (7)	-	180 (82)	180 (82)	SC8256A208E	6.3/F	6.9/F

3-Way Subminiature Solenoid Valves, NSF Listed

Pipe Size in	Orifice Size in (mm)	Flow Cv (Kv)		Operating Pressure Differential, psi (bar)							Maximum Fluid Temp °F (°C)		Catalog Number (Stainless)	Watt Rating/ Insulation Class	
				Min. Press	Maximum AC			Maximum DC						AC	DC
		At Port 2	At Port 3		Air-Inert Gas	Water	Light Oil	Air-Inert Gas	Water	Light Oil					
General Service - Normally Closed															
1/8	3/32 (2.4)	0.13 (0.11)	0.04 (0.03)	0	-	70 (5)	-	-	70 (5)	-	180 (82)	180 (82)	SC8356A103E	6.3/F	6.9/F
1/4	3/32 (2.4)	0.13 (0.11)	0.04 (0.03)	0	-	70 (5)	-	-	70 (5)	-	180 (82)	180 (82)	SC8356A115E	6.3/F	6.9/F
General Service - Normally Open															
1/8	3/32 (2.4)	0.13 (0.11)	0.04 (0.03)	0	-	140 (10)	-	-	85 (6)	-	180 (82)	180 (82)	SC8356A107E	6.3/F	6.9/F
1/4	3/32 (2.4)	0.13 (0.11)	0.04 (0.03)	0	-	140 (10)	-	-	85 (6)	-	180 (82)	180 (82)	SC8356A119E	6.3/F	6.9/F
General Service - Universal															
1/8	3/32 (2.4)	0.13 (0.11)	0.04 (0.03)	0	-	35 (2)	-	-	35 (2)	-	180 (82)	180 (82)	SC8356A111E	6.3/F	6.9/F
1/4	3/32 (2.4)	0.13 (0.11)	0.04 (0.03)	0	-	35 (2)	-	-	35 (2)	-	180 (82)	180 (82)	SC8356A123E	6.3/F	6.9/F

2-Way Composite Valves

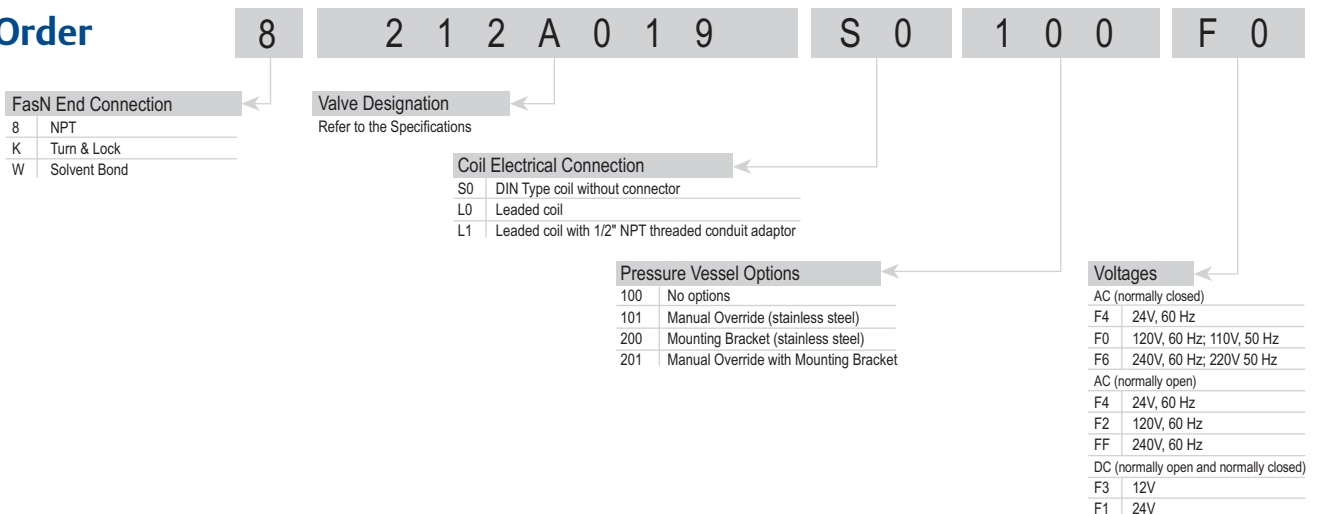
- Tested and certified by NSF
- Lead-free constructions
- Versatile FasN™ connection system offers piping connections available in:
 - Turn & Lock, NPT Thread, and Solvent Bond
- Ideal for water purification, conditioning, and distribution with reverse osmosis systems



Pipe Size (in)	Orifice Size (in)	FasN End Connections System*	Flow Cv	Operating Pressure Differential (psi)			Max. Fluid Temp. °F	Catalog Number	Wattage	
				Min	Max. AC	Max. DC			AC	DC
					Water	Water				
Drinking Water Version: NSF 61-G, 169, & 42 Listed – Normally Closed										
3/8	5/8	NPT thread / NPT thread	3	5	150	150	180	8212A001	6.3	6.9
1/2	3/4	NPT thread / NPT thread	4.5	5	150	150	180	8212A019	6.3	6.9
3/4	3/4	NPT thread / NPT thread	7	5	150	150	180	8212A037	6.3	6.9
1	1	NPT thread / NPT thread	13	5	150	150	122	8212A055	6.3	6.9
Lead-Free Version: NSF 372 Listed – Normally Closed										
3/8	5/8	NPT thread / NPT thread	3	5	150	150	180	8212A501	6.3	6.9
1/2	3/4	NPT thread / NPT thread	4.5	5	150	150	180	8212A519	6.3	6.9
3/4	3/4	NPT thread / NPT thread	7	5	150	150	180	8212A537	6.3	6.9
1	1	NPT thread / NPT thread	13	5	150	150	122	8212A555	6.3	6.9
Drinking Water Version: NSF 61-G, 169, & 42 Listed – Normally Open										
3/8	5/8	NPT thread / NPT thread	3	5	120	90	180	8212A002	11	10
1/2	3/4	NPT thread / NPT thread	4.5	5	120	90	180	8212A020	11	10
3/4	3/4	NPT thread / NPT thread	7	5	120	90	180	8212A038	11	10
1	1	NPT thread / NPT thread	13	5	120	90	122	8212A056	11	10
Lead-Free Version: NSF 372 Listed – Normally Open										
3/8	5/8	NPT thread / NPT thread	3	5	120	90	180	8212A502	11	10
1/2	3/4	NPT thread / NPT thread	4.5	5	120	90	180	8212A520	11	10
3/4	3/4	NPT thread / NPT thread	7	5	120	90	180	8212A538	11	10
1	1	NPT thread / NPT thread	13	5	120	90	122	8212A556	11	10

*For more pipe connection options, see full catalog sheet at Emerson.com/LeadFree

How to Order



2 & 3-Way Plastic Body Valves

- Corrosion resistant, lead-free plastic bodies
- Direct acting 2- and 3-way valves
- Available with compression fitting ends for metal or plastic tubing to save installation time and cost
- NSF 169 listed 2-way valves for dispensing applications



2-Way Plastic Body Valves

Pipe Connections	Orifice Size (in)	Flow Cv (Kv)	Operating Pressure Differential psi (bar)				Max. Fluid Temp. °F (°C)		Plastic Body		Watt Rating/ Class of Coil Insulation ②	
			Max. AC		Max. DC							
			Air-Inert Gas	Water	Air-Inert Gas	Water	AC	DC	Catalog Number	Const. Ref.	AC	DC
General Service Construction - CA Body, Watertight enclosure with leads												
1/4" Male Flare	9/64	.35 (.30)	120 (8.3)	120 (8.3)	50 (3.4)	50 (3.4)	130 (54)	120 (49)	8260G042	1	6.1/F	10.6/F
Bib for 1/4" I.D. Tube	9/64	.35 (.30)	120 (8.3)	120 (8.3)	50 (3.4)	50 (3.4)	130 (54)	120 (49)	8260G054	2	6.1/F	10.6/F
1/4" O.D. Compression ①	9/64	.35 (.30)	120 (8.3)	120 (8.3)	50 (3.4)	50 (3.4)	130 (54)	120 (49)	8260G071	3	6.1/F	10.6/F
General Service Construction - PP Body, Open Frame Solenoid and Spade Terminal Coils												
1/4" O.D. Compression ①	1/16	.09 (.08)	150 (10.3)	150 (10.3)	60 (4.1)	60 (4.1)	130 (54)	120 (49)	USM8260 073	5	6.5/B	6.4/B
	3/32	.19 (.16)	100 (6.9)	100 (6.9)	20 (1.4)	20 (1.4)	130 (54)	120 (49)	USM8260 074	5	6.5/B	6.4/B
	1/8	.31 (.27)	60 (4.1)	60 (4.1)	10 (0.7)	10 (0.7)	130 (54)	120 (49)	USM8260 075	5	6.5/B	6.4/B
	5/32	.43 (.37)	35 (2.4)	35 (2.4)	5 (0.3)	5 (0.3)	130 (54)	120 (49)	USM8260 076	5	6.5/B	6.4/B
Dispensing Vending Construction - NSF Listed - PP Body, Open Frame Solenoid and Spade Terminal Coils												
1/4" O.D. Compression ①	1/16	.09 (.08)	150 (10.3)	150 (10.3)	60 (4.1)	60 (4.1)	130 (54)	120 (49)	USM8260 077 ③	4	6.5/B	6.4/B
	3/32	.19 (.16)	100 (6.9)	100 (6.9)	20 (1.4)	20 (1.4)	130 (54)	120 (49)	USM8260 078	4	6.5/B	6.4/B
	1/8	.31 (.27)	60 (4.1)	60 (4.1)	10 (0.7)	10 (0.7)	130 (54)	120 (49)	USM8260 079	4	6.5/B	6.4/B
	5/32	.43 (.37)	35 (2.4)	35 (2.4)	5 (0.3)	5 (0.3)	130 (54)	120 (49)	USM8260 080	4	6.5/B	6.4/B
PA Body, Open Frame Solenoid and Spade Terminal Coils												
3/8" O.D. Compression ①	5/16	1.3 (1.1)	5 (0.3)	5 (0.3)	-	-	130 (54)	-	USM8260 089	6	6.5/B	-

① Fittings not supplied with valve. To order, refer to Kit No. 224150 - plastic tubing, and Kit No. 224151 - metal tubing. ② On 50 hertz service, the watt rating for the 6.1/F solenoid is 8.1 watts.

③ NSF 169 listed

3-Way Plastic Body Valves

Pipe Connections	Orifice Size (in)	Flow Factor Cv (Kv)	Operating Pressure Differential psi (bar)				Max. Fluid Temp. °F		Catalog Number	Const. Ref.	Watt Rating/ Class of Coil Insulation ②	
			Max. AC		Max. DC		AC	DC			AC	DC
			Air-Inert Gas	Water	Air-Inert Gas	Water						
Universal Operation (Pressure at any port)												
1/4" O.D. Compression ①	1/16	.07 (.06)	100 (7)	100 (7)	65 (4)	65 (4)	130 (54)	120 (49)	8360G071	1	9.1/F	10.6/F
	3/32	.11 (.09)	50 (3)	50 (3)	50 (3)	50 (3)	130 (54)	120 (49)	8360G073	1	6.1/F	10.6/F
	1/8	.16 (.14)	30 (2)	30 (2)	20 (1)	20 (1)	130 (54)	120 (49)	8360G074	1	9.1/F	10.6/F
Normally Closed (Closed when de-energized)												
1/4" O.D. Compression ①	1/16	.07 (.06)	125 (9)	125 (9)	125 (9)	125 (9)	130 (54)	120 (49)	8360G075	1	6.1/F	10.6/F
	3/32	.11 (.09)	100 (7)	100 (7)	100 (7)	100 (7)	130 (54)	120 (49)	8360G077	1	6.1/F	10.6/F
	1/8	.16 (.14)	40 (3)	40 (3)	40 (3)	40 (3)	130 (54)	120 (49)	8360G078	1	6.1/F	10.6/F
Normally Open (Open when de-energized)												
1/4" O.D. Compression ①	1/16	.07 (.06)	125 (9)	125 (9)	125 (9)	125 (9)	130 (54)	120 (49)	8360G067	1	6.1/F	10.6/F
	3/32	.11 (.09)	100 (7)	100 (7)	100 (7)	100 (7)	130 (54)	120 (49)	8360G069	1	6.1/F	10.6/F
	1/8	.16 (.14)	40 (3)	40 (3)	40 (3)	40 (3)	130 (54)	120 (49)	8360G070	1	6.1/F	10.6/F

① Fittings not supplied with valve. To order, refer to Kit No. 224150 - plastic tubing, and Kit No. 224151 - metal tubing.

② On 50 hertz service, the watt rating for the 6.1/F solenoid is 8.1 watts; the watt rating for the 9.1/F solenoid is 11.1 watts.

The right products and expertise exceeding your expectations and regulations



ASCO™

Where flow control meets pneumatics to create fluid automation solutions that maximize efficiencies, optimize applications, and enable customers to fulfill their true potential.

Our extensive product lines include a broad range of solenoid valves, angle body piston valves, valve manifolds, cylinders, filters, regulators, lubricators and accessories.

Your local contact: [Emerson.com/contactus](https://emerson.com/contactus)



[Emerson.com/LeadFree](https://emerson.com/LeadFree)



[Facebook.com/EmersonAutomationSolutions](https://facebook.com/EmersonAutomationSolutions)



[LinkedIn.com/company/Emerson-Automation-Solutions](https://linkedin.com/company/Emerson-Automation-Solutions)



[Twitter.com/EMR_Automation](https://twitter.com/EMR_Automation)

The Emerson logo is a trademark and service mark of Emerson Electric Co. Brand logotype are registered trademarks of one of the Emerson family of companies. All other marks are the property of their respective owners. © 2019 Emerson Electric Co. All rights reserved. V7725-en-us / Printed in the U.S.A. / 07-19



EMERSON™

CONSIDER IT SOLVED™