

B212B, 2-Way, Characterized Control Valve

Chrome Plated Brass Ball and Nickel Plated Brass Stem



| Technical Data | |
|-----------------------------------|--------------------------------------|
| Service | chilled, hot water, up to 60% glycol |
| Flow Characteristic | equal percentage |
| Controllable Flow Range | 75° |
| Size [mm] | 0.5" [15] |
| End Fitting | NPT female ends |
| Body | forged brass, nickel plated |
| Ball | chrome plated brass |
| Stem | nickel plated brass |
| Stem Packing | EPDM (lubricated) |
| Seat | Teflon® PTFE |
| Seat O-ring | EPDM (lubricated) |
| Characterized Disc | TEFZEL® |
| Body Pressure Rating [psi] | 600 |
| Media Temperature Range (Water) | 0°F to 250°F [-18°C to 120°C] |
| Max Differential Pressure (Water) | 50 psi (345 kPa) |
| Close-Off Pressure | 200 psi |
| Cv | 3 |
| Weight | 0.7 lb [0.3 kg] |
| Leakage | 0% for A to AB |
| Servicing | maintenance free |



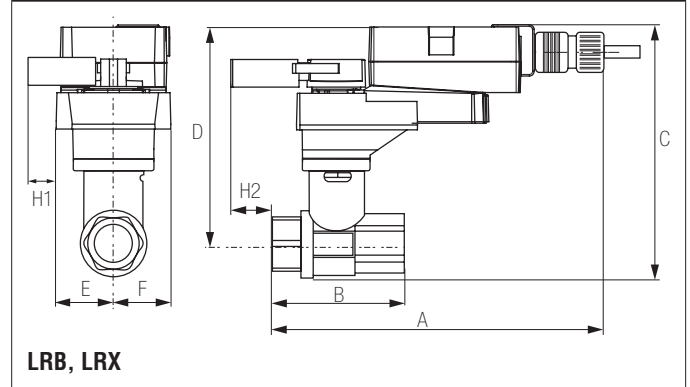
Application

This valve is typically used in air handling units on heating or cooling coils, and fan coil unit heating or cooling coils. Some other common applications include Unit Ventilators, VAV box re-heat coils and bypass loops. This valve is suitable for use in a hydronic system with variable flow.

Suitable Actuators

| | Non-Spring | Spring |
|-------|------------|---------|
| B212B | TR, LR | TFR, LF |

Dimensions (Inches [mm])



| A | B | C | D | E | F | H1 | H2 |
|------------|------------|-------------|----------|-----------|---|------------|-----------|
| 9.4" [239] | 2.38" [60] | 5.58" [142] | 5" [127] | 1.3" [33] | | 1.18" [30] | 1.1" [28] |

Date created, 06/30/2017 - Subject to change. © Belimo Aircontrols (USA), Inc.



| A | B | C | D | E | F |
|------------|------------|-------------|-------------|------------|---|
| 3.72" [95] | 2.38" [60] | 5.19" [132] | 4.61" [117] | 1.25" [32] | |



| A | B | C | D | E | F |
|-------------|------------|-------------|-------------|------------|---|
| 6.59" [167] | 2.38" [60] | 5.48" [139] | 4.71" [120] | 1.53" [38] | |



| A | B | C | D | E | F |
|-------------|------------|-------------|-------------|------------|---|
| 7.92" [201] | 2.38" [60] | 6.06" [154] | 5.48" [139] | 1.82" [46] | |

TR24-3/500 US
On/Off, Floating Point, Non-Spring Return, 24 V









| Technical Data | |
|---------------------------|--|
| Power Supply | 24 VAC \pm 20%, 50/60 Hz |
| Power Consumption Running | 1 W |
| Transformer Sizing | 1 VA (class 2 power source) |
| Electrical Connection | 15 ft [5m], 18 GA plenum rated cable |
| Overload Protection | electronic throughout full rotation |
| Input Impedance | 0.36 k Ω |
| Angle of Rotation | 90° |
| Position Indication | integrated into handle |
| Manual Override | push down handle |
| Running Time (Motor) | 90 sec |
| Ambient Temperature Range | -22°F to 122°F [-30°C to 50°C] |
| Storage Temperature Range | -40°F to 176°F [-40°C to 80°C] |
| Housing | NEMA type 1 / IP40 |
| Agency Listings† | cULus acc. to UL60730-1A/-2-14, CAN/CSA E60730-1:02, CE acc. to 2004/108/EC and 2006/95/EC |
| Noise Level (Motor) | <35 dB (A) |
| Servicing | maintenance free |
| Quality Standard | ISO 9001 |

Date created, 12/09/2016 - Subject to change. © Belimo Aircontrols (USA), Inc.

Wiring Diagrams

✂ INSTALLATION NOTES

-  Provide overload protection and disconnect as required.
-  Actuators may also be powered by 24 VDC.
-  Actuators cannot be wired in parallel.
-  Actuators with plenum cable do not have numbers; use color codes instead.
-  Meets cULus requirements without the need of an electrical ground connection.

 WARNING! LIVE ELECTRICAL COMPONENTS!
 During installation, testing, servicing and troubleshooting of this product, it may be necessary to work with live electrical components. Have a qualified licensed electrician or other individual who has been properly trained in handling live electrical components perform these tasks. Failure to follow all electrical safety precautions when exposed to live electrical components could result in death or serious injury.

