

# B218, 2-Way, Characterized Control Valve

## Stainless Steel Ball and Stem



Technical Data	
Service	chilled, hot water, up to 60% glycol
Flow Characteristic	equal percentage
Controllable Flow Range	75°
Size [mm]	0.75" [20]
End Fitting	NPT female ends
Body	forged brass, nickel plated
Ball	stainless steel
Stem	stainless steel
Stem Packing	EPDM (lubricated)
Seat	Teflon® PTFE
Seat O-ring	EPDM (lubricated)
Characterized Disc	TEFZEL®
Body Pressure Rating [psi]	600
Media Temperature Range (Water)	0°F to 250°F [-18°C to 120°C]
Max Differential Pressure (Water)	50 psi (345 kPa)
Close-Off Pressure	200 psi
Cv	7.4
Weight	0.7 lb [0.3 kg]
Leakage	0% for A to AB
Servicing	maintenance free



### Application

This valve is typically used in air handling units on heating or cooling coils, and fan coil unit heating or cooling coils. Some other common applications include Unit Ventilators, VAV box re-heat coils and bypass loops. This valve is suitable for use in a hydronic system with variable flow.

### Suitable Actuators

	Non-Spring	Spring
B218	TR, LR, NR	TFR, LF

### Dimensions (Inches [mm])



A	B	C	D	E	F	H1	H2
9.4" [239]	2.73" [69]	5.79" [147]	5.09" [129]	1.3" [33]		1.18" [30]	1" [25]

Date created, 10/27/2017 - Subject to change. © Belimo Aircontrols (USA), Inc.

## B218, 2-Way, Characterized Control Valve Stainless Steel Ball and Stem



A	B	C	D	E	F
4" [101]	2.73" [69]	5.39" [137]	5.09" [129]	1.3" [33]	



A	B	C	D	E	F
11.36" [289]	2.73" [69]	7.85" [199]	7.15" [181]	3.15" [80]	



A	B	C	D	E	F
6.95" [177]	2.73" [69]	5.5" [140]	4.8" [122]	1.53" [38]	



A	B	C	D	E	F
8.58" [218]	2.73" [69]	6.27" [159]	5.57" [141]	1.82" [46]	

# TR24-3-T US

On/Off Floating Point, Non-Spring Return, 24 V








Technical Data	
Power Supply	24 VAC ± 20%, 50/60 Hz
Power Consumption Running	1 W
Transformer Sizing	1 VA (class 2 power source)
Electrical Connection	screw terminal (for 26 to 14 GA wire)
Overload Protection	electronic throughout full rotation
Input Impedance	0.36 k Ω
Angle of Rotation	90°
Position Indication	integrated into handle
Manual Override	push down handle
Running Time (Motor)	90 sec
Ambient Temperature Range	-22°F to 122°F [-30°C to 50°C]
Storage Temperature Range	-40°F to 176°F [-40°C to 80°C]
Housing	NEMA type 1 / IP40
Agency Listings†	cULus acc. to UL60730-1A/-2-14, CAN/CSA E60730-1:02, CE acc. to 2004/108/EC and 2006/95/EC
Noise Level (Motor)	<35 dB (A)
Servicing	maintenance free
Quality Standard	ISO 9001

Date created, 08/14/2017 - Subject to change. © Belimo Aircontrols (USA), Inc.

**Wiring Diagrams**

**✂ INSTALLATION NOTES**

-  Provide overload protection and disconnect as required.
-  Actuators may also be powered by 24 VDC.
-  Actuators are provided with a numbered screw terminal strip instead of a cable.
-  Actuators cannot be wired in parallel.
-  Meets cULus requirements without the need of an electrical ground connection.

** WARNING! LIVE ELECTRICAL COMPONENTS!**  
 During installation, testing, servicing and troubleshooting of this product, it may be necessary to work with live electrical components. Have a qualified licensed electrician or other individual who has been properly trained in handling live electrical components perform these tasks. Failure to follow all electrical safety precautions when exposed to live electrical components could result in death or serious injury.

