

B280, 2-Way, Characterized Control Valve

Stainless Steel Ball and Stem



Technical Data	
Service	chilled, hot water, up to 60% glycol
Flow Characteristic	equal percentage
Controllable Flow Range	75°
Size [mm]	3" [80]
End Fitting	NPT female ends
Body	forged brass, nickel plated
Ball	stainless steel
Stem	stainless steel
Stem Packing	EPDM (lubricated)
Seat	Teflon® PTFE
Seat O-ring	EPDM (lubricated)
Characterized Disc	No Disc (full flow)
Body Pressure Rating [psi]	400
Media Temperature Range (Water)	0°F to 212°F [-18°C to 100°C]
Max Differential Pressure (Water)	30 psi
Close-Off Pressure	100 psi
Cv	170
Weight	9 lb [4.1 kg]
Leakage	0% for A to AB
Servicing	maintenance free



Application

This valve is typically used in air handling units on heating or cooling coils, and fan coil unit heating or cooling coils. Some other common applications include Unit Ventilators, VAV box re-heat coils and bypass loops. This valve is suitable for use in a hydronic system with variable flow.

Suitable Actuators

	Non-Spring	Spring
B280	ARB(X)	AFRB(X)

Dimensions (Inches [mm])



A	B	C	D	E	F	H1	H2
11"	5.82"	8.48"	5.95"	2.78"	[71]	2.07"	0.75"
[280]	[148]	[217]	[152]			[53]	[20]

Date created, 10/27/2017 - Subject to change. © Belimo Aircontrols (USA), Inc.

B280, 2-Way, Characterized Control Valve Stainless Steel Ball and Stem

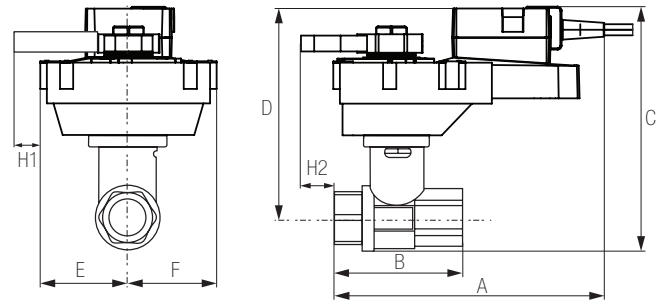
Dimensions (Inches [mm])



AFRB, AFRX

A	B	C	D	E	F
11.77" [299]	5.82" [148]	9.11" [231]	6.61" [168]	2.02" [51]	

Dimensions (Inches [mm])



ARQB, ARQX

A	B	C	D	E	F	H1	H2
9.9" [251]	4.21" [107]	8.61" [220]	6.11" [155]	2.78" [71]		0.75" [20]	0.5" [15]

Dimensions (Inches [mm])



AFRB N4, AFRX N4

A	B	C	D	E	F
12.98" [330]	5.82" [148]	10.29" [261]	9.4" [239]	3.39" [86]	

Dimensions (Inches [mm])




ARB N4, ARX N4, NRB N4, NRX N4

A	B	C	D	E	F
11.36" [289]	5.82" [148]	10.74" [274]	8.01" [204]	3.15" [80]	

ARQX24-1

On/Off, Non-Spring Return, 24 V








Technical Data	
Power Supply	24 VAC, ±20%, 50/60 Hz, 24 VDC, ±10%
Power Consumption Running	15 W
Power Consumption Holding	1.5 W
Transformer Sizing	23 VA (class 2 power source)
Electrical Connection	3ft [1m], 18 GA plenum rated cable with 1/2" conduit connector (10ft [3m] and 15ft [5m] avail.)
Overload Protection	electronic throughout 0° to 95° rotation
Input Impedance	600 Ω
Angle of Rotation	90°
Direction of Rotation (Motor)	reversible with built-in switch
Position Indication	integrated into handle
Manual Override	external push button
Running Time (Motor)	10 sec
Ambient Temperature Range	-22°F to +122°F [-30°C to +50°C]
Storage Temperature Range	-40°F to +176°F [-40°C TO +80°C]
Housing	NEMA 2, IP54
Agency Listings†	cULus acc. to UL60730-1A/-2-14, CAN/CSA E60730-1:02, CE acc. to 2004/108/EC and 2006/95/EC
Noise Level (Motor)	max. 52 dB (A)
Servicing	maintenance free
Quality Standard	ISO 9001


†Rated Impulse Voltage 800V, Type action 1.B , Control Pollution Degree 3.

Date created, 11/30/2017 - Subject to change. © Belimo Aircontrols (USA), Inc.

Wiring Diagrams

✂ INSTALLATION NOTES

-  Provide overload protection and disconnect as required.
-  Actuators may be connected in parallel. Power consumption and input impedance must be observed.
-  Actuators may also be powered by 24 VDC.
-  Actuators with plenum cable do not have numbers; use color codes instead.
-  Meets cULus requirements without the need of an electrical ground connection.

 **WARNING! LIVE ELECTRICAL COMPONENTS!**
During installation, testing, servicing and troubleshooting of this product, it may be necessary to work with live electrical components. Have a qualified licensed electrician or other individual who has been properly trained in handling live electrical components perform these tasks. Failure to follow all electrical safety precautions when exposed to live electrical components could result in death or serious injury.

