

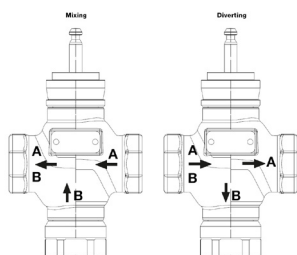
G315B-G, 3-Way, Globe Valve, Bronze Trim, Mixing/Diverting



Technical Data

Service	chilled, hot water, up to 60% glycol
Flow Characteristic	modified equal percentage, linear B to AB
Controllable Flow Range	stem up - open B to AB
Size [mm]	0.5" [15]
End Fitting	NPT female ends
Body	bronze
Stem	stainless steel
Stem Packing	EPDM O-ring
Seat	bronze
Plug	brass
Body Pressure Rating [psi]	ANSI 250
ANSI Class	ANSI 250 (up to 400 psi below 150°F)
Media Temperature Range (Water)	20°F to 280°F [-7°C to 138°C]
Max Differential Pressure (Water)	35 psi (241 kPa)
Rangeability	A-port 100:1, B-port 50:1
Cv	2.2
Leakage	ANSI Class VI
Servicing	repack kits available

Flow Pattern



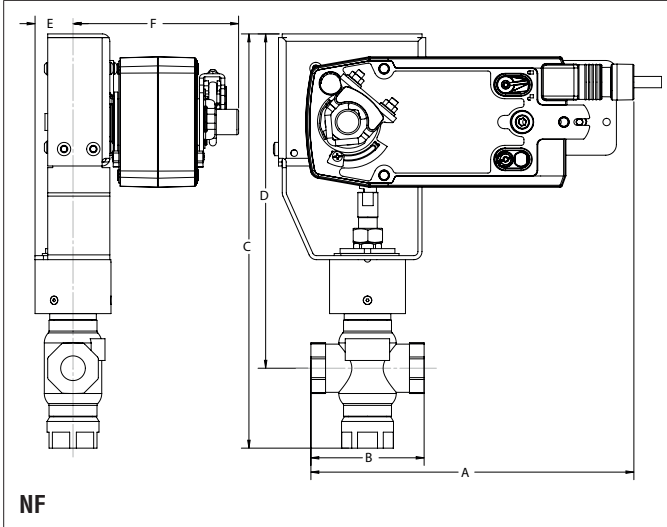
Application

This valve is typically used in Air handling units on heating or cooling coils, and fan coil unit heating or cooling coils. Some other common applications include Unit Ventilators, VAV box re-heat coils and bypass loops. This valve is suitable for use in hydronic system with constant or variable flow. These 3-way valves can be used for both Mixing and Diverting depending on the piping configuration.

Suitable Actuators

	Non-Spring	Spring	Electronic Fail-Safe
G315B-G	SVB(X)	NFB(X)	SVKB(X)

Dimensions (Inches [mm])



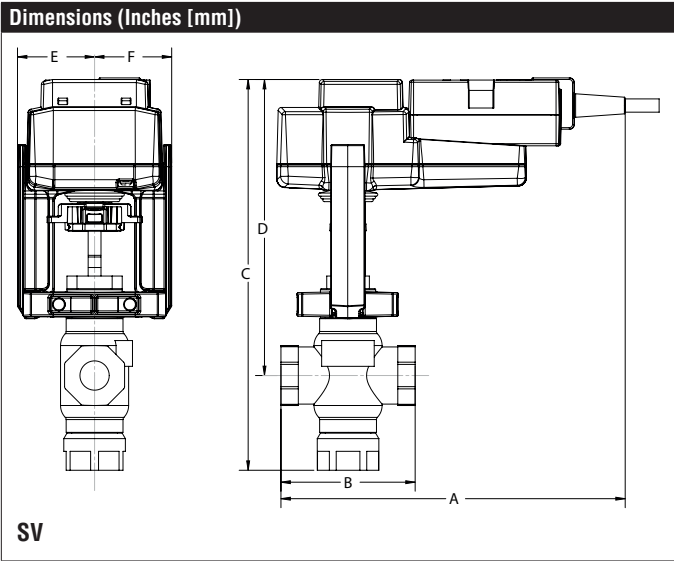
A	B	C	D	E	F
9.61" [244]	3.4" [86]	12.2" [310]	9.92" [252]	1.18" [30]	4.94" [125]

Piping

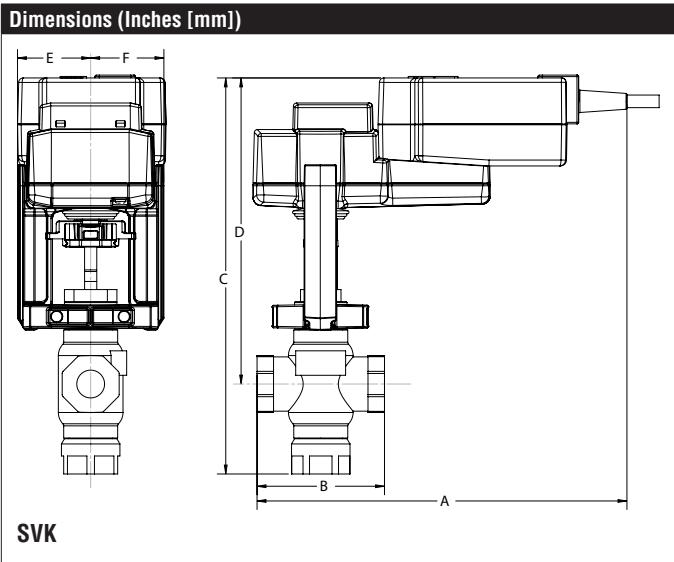
The valves should be mounted in a weather-protected area in a location that is within the ambient limits of the actuator. Allow sufficient room for valve with actuator and for service. The G2 and G3 preferred mounting position of the valve is with the valve stem vertical above the valve body, for maximum life. However, the assemblies can be mounted with the valve stem vertical or horizontal in relation to the pipe. The actuators should never be mounted underneath the valve, as condensation can build up and result in a failure of the actuators.



G315B-G, 3-Way, Globe Valve, Bronze Trim, Mixing/Diverting




A	B	C	D	E	F
8.6" [218]	3.4" [86]	9.74" [247]	7.38" [188]	1.93" [49]	



A	B	C	D	E	F
9.7" [247]	3.4" [86]	10.35" [263]	8.01" [203]	1.93" [49]	

SVB24-3

On/Off, Floating Point, Non-Spring Return, Linear, 24 V







Technical Data

Power Supply	24 VAC \pm 20%, 50/60 Hz, 24 VDC \pm 10%
Power Consumption Running	2 W
Power Consumption Holding	1.5 W
Transformer Sizing	3.5 VA (class 2 power source)
Electrical Connection	3 ft, 18 GA plenum rated cable with 1/2" conduit connector protected NEMA 2 (IP54)
Overload Protection	electronic throughout full stroke
Electrical Protection	actuators are double insulated
Operating Range Y	on/off, floating point
Input Impedance	100 k Ω (0.1 mA), 500 Ω , 1000 Ω (on/off)
Feedback Output U	No Feedback
Stroke	0.6" [15 mm] LV, 3/4" [20 mm] SV
Linear Force	337 lbf [1500 N force]
Direction of Rotation (Motor)	reversible with switch
Position Indication	stroke indicator on bracket
Manual Override	4 mm hex crank (shipped w/actuator)
Running Time (Motor)	90 sec, constant independent of load
Humidity	5 to 95% RH non-condensing
Ambient Temperature Range	-22°F to 122°F [-30°C to 50°C]
Storage Temperature Range	-40°F to 176°F [-40°C to 80°C]
Housing	NEMA 2, IP42, UL enclosure type 2
Housing Material	Aluminum die cast and plastic casing
Agency Listings†	cULus acc. to UL60730-1A/-2-14, CAN/CSA E60730-1:02, CE acc. to 2004/108/EC and 2006/95/EC
Noise Level (Motor)	<45 dB (A)
Servicing	maintenance free
Quality Standard	ISO 9001
Weight	2.9 lb [1.3 kg]

† Use flexible metal conduit. Push the listed conduit fitting device over the actuator's cable to butt against the enclosure. Screw in conduit connector. Jacket the actuators input wiring with listed flexible conduit. Properly terminate the conduit in a suitable junction box. Rated impulse Voltage 800V. Type of action 1. Control pollution degree 3.

Wiring Diagrams
INSTALLATION NOTES

-  **2** Actuators may be connected in parallel. Power consumption and input impedance must be observed.
-  **3** Actuators may also be powered by 24 VDC.
-  **18** Actuators with plenum cable do not have numbers; use color codes instead.
-  Meets cULus requirements without the need of an electrical ground connection.


WARNING! LIVE ELECTRICAL COMPONENTS!

During installation, testing, servicing and troubleshooting of this product, it may be necessary to work with live electrical components. Have a qualified licensed electrician or other individual who has been properly trained in handling live electrical components perform these tasks. Failure to follow all electrical safety precautions when exposed to live electrical components could result in death or serious injury.

