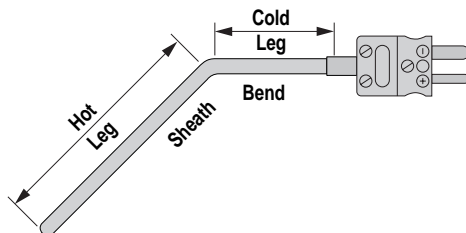
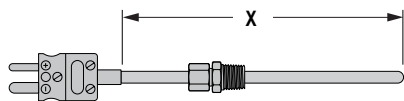
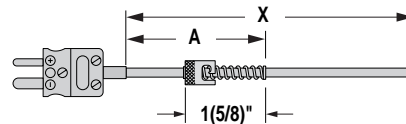


Select Sheath Mounting or Bend Options as desired from tables below.

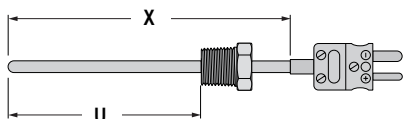
### COMPRESSION FITTING



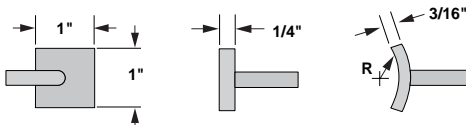
### BAYONET CAP & SPRING



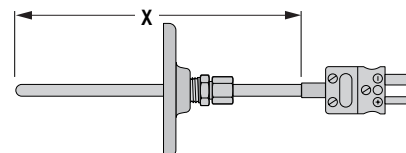
### FIXED BUSHING



### WELD PADS



### ADJUSTABLE FLANGE



EXAMPLE ORDER NUMBER: Table 1 J48012GM - **01A, 306** - Table 2 **PAGE MgO 3** - Table 3 **PAGE MgO 4** - Table 4 **PAGE MgO 5**

2-1  
NO FITTING or BEND OPTIONS  
ORDER CODE **00**

2-2  
**RE-ADJUSTABLE COMPRESSION FITTINGS**

ORDER CODE	TYPE	NPT SIZE	AVAILABLE SHEATH DIAMETERS IN INCHES
10A	Stainless Steel	1/8"	1/16, 1/8, 3/16
10B	Stainless Steel	1/4"	1/4, 3/8
11A	Brass	1/8"	1/16, 1/8, 3/16, 1/4
11B	Brass	1/4"	1/8, 3/16, 1/4, 3/8
11C	Brass	1/2"	1/4, 3/8
19C	Spring Loaded SS Well Fitting	1/2"	3/16, 1/4

**NOTE:** Teflon gland standard. (400° Max.) For lava gland (1200° Max) opt. 10A and 10B only use letter suffix "L" after compression fitting order code. **EXAMPLE:** 10AL for lava gland

2-5  
**SHEATH BENDS**

ORDER CODE	DESCRIPTION
2 __	Sheath Bent 45°
3 __	Sheath Bent 90°

**Note:** When ordering bend options, specify hot leg dim. "U". **Example:** Order Code 206 is a 45° bend with 6" hot leg. Total sheath length is Table 1 "X" length - hot leg plus cold leg

2-6  
**WELD PADS**

ORDER CODE	DESCRIPTION
17	304 SS Weld Pad 1" x 1" x 1/4" Thick Perpendicular Mount
18	304 SS Weld Pad 1" x 1" x 1/4" Thick Horizontal Mount
17R	304 SS Weld Pad 1" x 1" x 1/8" Thick Perpendicular Mount with Radius Bend (Specify Radius)
18R	304 SS Weld Pad 1" x 1" x 1/8" Thick Horizontal Mount with Radius Bend (Specify Radius)

2-3  
**ONE-TIME ADJUSTABLE COMPRESSION FITTINGS**

ORDER CODE	TYPE	NPT SIZE	AVAILABLE SHEATH DIAMETERS IN INCHES
01A	Stainless Steel	1/8"	1/16, 1/8, 3/16, 1/4
01B	Stainless Steel	1/4"	1/8, 3/16, 1/4, 3/8
01C	Stainless Steel	1/2"	1/8, 1/4, 3/8
15A	Brass	1/8"	1/8, 3/16, 1/4
15B	Brass	1/4"	3/16, 1/4, 3/8
15C	Brass	1/2"	1/4, 3/8

2-7  
**FIXED BRAZED BUSHINGS**

ORDER CODE			MOUNTING THREAD	AVAILABLE SHEATH DIAMETERS IN INCHES
BRASS	304 SS	316 SS		
22A __ *	9A __ *	8A __ *	1/8" NPT	1/16, 1/8, 3/16, 1/4
22B __	9B __	8B __	1/4" NPT	1/16, 1/8, 3/16, 1/4, 3/8
22C __	9C __	8C __	1/2" NPT	1/8, 3/16, 1/4, 3/8
22D __	9D __	8D __	3/4" NPT	1/8, 3/16, 1/4, 3/8

\* **NOTE:** When ordering fixed bushings, specify order code above plus insertion length "U", as measured from hot tip to bottom of threaded bushing. **EXAMPLE:** Order Code 9A06 is 1/8" NPT, 304 SS bushing located 6" from hot tip.

2-4  
**REDUCER BUSHINGS FOR COMPRESSION FTGS.**

ORDER CODE			INTERNAL THREAD	EXTERNAL MOUNT. THREAD
BRASS	304 SS	316 SS		
22AB	9AB	8AB	1/8" NPT	1/4" NPT
22AC	9AC	8AC	1/8" NPT	1/2" NPT
22BC	9BC	8BC	1/4" NPT	1/2" NPT
22CD	9CD	8CD	1/2" NPT	3/4" NPT
22CE	9CE	8CE	1/2" NPT	1" NPT

**Note:** Reducer bushings will be supplied screwed onto compression fitting specified in tables above.

2-8  
**MISCELLANEOUS OPTIONS**

ORDER CODE	DESCRIPTION	AVAILABLE SHEATH DIAMETERS IN INCHES
13 __ *	Fixed Bayonet Fitting	1/8, 3/16
14	Adjustable Flange	1/8, 3/16, 1/4, 3/8
16	Adjustable Bayonet Comp. Fitting	1/8

\* When ordering fixed bayonet fitting specify hot leg dimension "A". **EXAMPLE:** Order Code 1306 is for a fixed bayonet adapter with 6" Hot Leg. Total sheath length is Table 1 "X" length - hot leg plus cold leg.