

*Relative Humidity Transmitters*



**ACI/RH Series**



**Product Description**

The ACI/RH Series Relative Humidity transmitters, convert a resistance to a linear 4 to 20 mA, 0 to 5 VDC, or 0 to 10 VDC output. The current signal may be transmitted over long distances on unshielded twisted-pair wire and will not be affected by lead wire resistance or electrical noise.

The Advanced Ceramic Technology design overcomes the limitations of other resistance based humidity sensors that utilize water soluble polymer coatings. The Advanced Ceramic Technology enables these sensors to fully recover from condensation. This technology also allows the sensor to maintain its accuracy over a longer period of time. Despite its accuracy, the Advanced Ceramic Technology sensor and related circuitry is economical.

Accuracy is maintained over the operating range using a thermistor for temperature compensation.

Precision production tolerances maintain sensor interchangeability to within +/- 3%.

The ACI/RH transmitter is extremely versatile using on board dip switches to select both the supply voltage and output signal range. Field calibration can also be done by using the on board increment and decrement dip switches. Each toggle will allow for a +/- 0.5% RH increase or decrease. Calibration of the 4-20mA transmitter can also be done using the Zero and Span potentiometers.

The additional benefits of this technology can be employed for less than many inferior types of sensors.

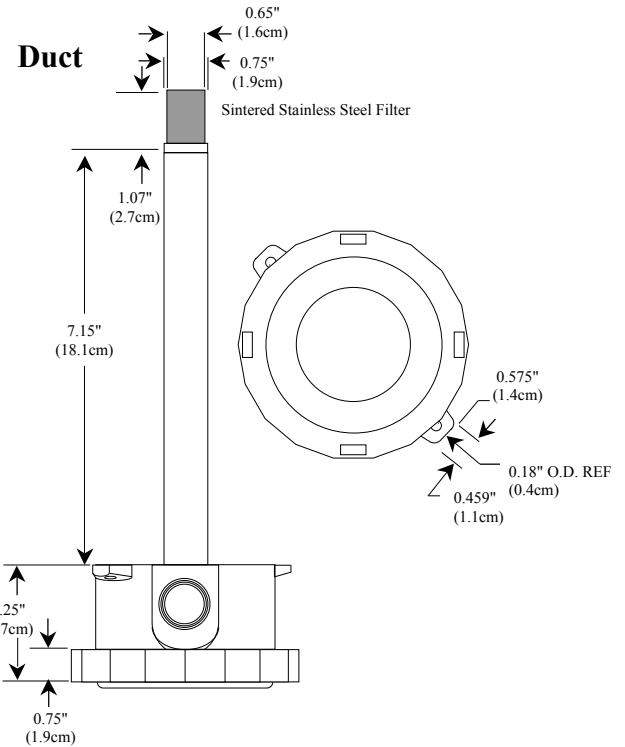
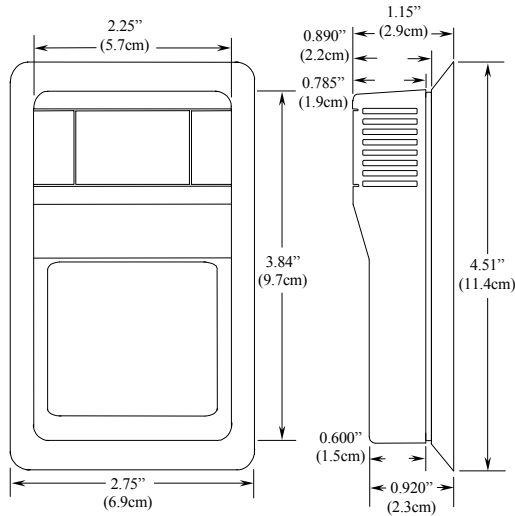
Each ACI/RH Series humidity transmitter is calibrated at 3 different points, using an NIST Traceable Temperature /Humidity Chamber.

All ACI/RH Series transmitters come with a two year factory warranty. Please contact ACI for more information regarding any of these products.

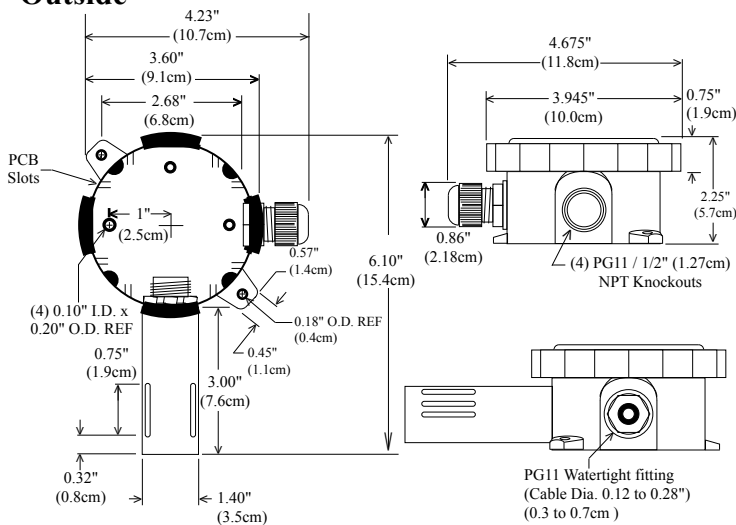
**Product Specifications**

<b>Supply Voltage</b>	250 Ohm Load: +15 to 36 VDC / 24 VAC 500 Ohm Load: +18 to 36 VDC / 24 VAC	<b>Response Time</b>	30 seconds for 63% Step
<b>Operating Temp</b>	-10 to 160°F (-23.3 to 71°C)	<b>Saturation Response</b>	10 minutes for 63% Step
<b>Operating RH</b>	0 to 100% RH	<b>Sensitivity</b>	0.1% RH
<b>Output</b>	2-wire, 4 to 20 mA 3-wire, 0-5, 0-10 VDC or 4 to 20 mA	<b>Interchangeability</b>	< +/- 3% RH nominal
<b>Accuracy @ 77°F</b>	+/- 1% over 20% span (Between 20 to 95%)	<b>Repeatability</b>	0.5% RH
<b>Accuracy @ 77°F</b>	+/- 2%, 3% or 5% from 20 to 95%	<b>Hysteresis</b>	Less than 0.4% RH
<b>Long Term Stability</b>	Less than 2% RH Drift / 5 Years		

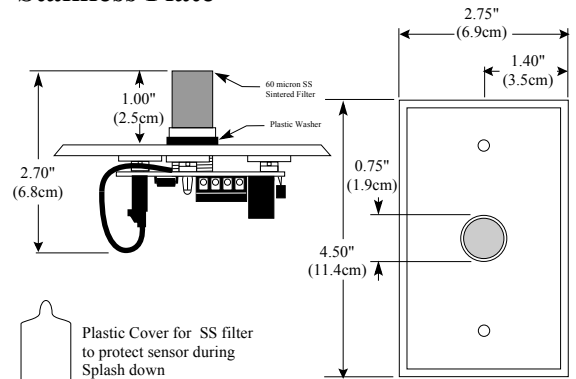
## Dimensions Room



## Outside



## Stainless Plate



For CE compliance, sensor leads must be no longer than 3 meters in length. Additionally, certain product variations may not be CE compliant. Contact ACI for further details

## Ordering Information

A/	Accuracy	Range if 1%	Configuration
	[ ]	[ ]	[ ]
	↑	↑	↑
	<b>RH1</b> (+/- 1%)	Over a 20 % span	<b>(R)</b> Room
	<b>RH2</b> (+/- 2%)		<b>(D)</b> Duct
	<b>RH3</b> (+/- 3%)		<b>(O)</b> Outdoor Air
	<b>RH5</b> (+/- 5%)		<b>(SP)</b> Stainless Plate

Example: A/RH3-R or A/RH5-D or A/RH2-O or A/RH1-SP (40 to 60%)

2305 Pleasant View Rd. Middleton Industrial Park Middleton, WI 53562

RH-2

PH: (608) 831-2585 FAX: (608) 831-7407