

## Series 33 - Control Transformers

DONGAN ELECTRIC MANUFACTURING CO. • 2987 FRANKLIN • DETROIT, MI 48207  
 800.428.2626 • 313.567.8500 • FAX 313.567.8828 • www.dongan.com

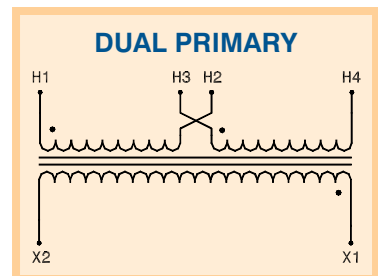
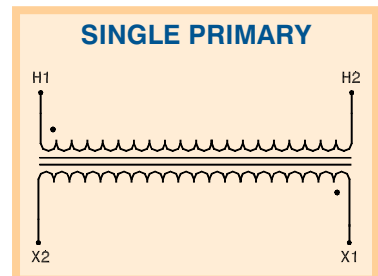
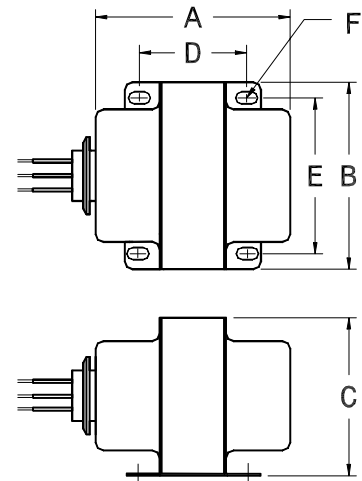
Series 33 Control Transformers are designed with a NEMA 1, indoor type enclosure and are fitted with 8" leads exiting through a 1/2" chase nipple. Dual mounting provisions are provided for both foot mount or direct knockout mount in point of use applications. This unique mounting feature conveniently locates all leads within enclosures or handy boxes.

The 33 Series Transformers are normal reactance, isolation type designs. Typical applications include voltage reduction for solenoids, magnetic switches, control valves, as well as many other HVAC applications.

### Features

- **UL Listed, File E3210.**
- **CSA Certified, LR 560.**
- NEMA 1, indoor enclosure.
- Available primary voltages include 480, 277, 240, 208, 120, 50 / 60 Hertz.
- Special order voltages include 600, 380, 115, 12, and 6 volts.
- Available with manually resettable circuit breakers.
- Consult factory for desired voltage combinations and VA sizes not listed.
- Dual mounting capability.

General Information			Capacity		Dimensions					
kVA Cap.	Catalog Number	Wgt. Lbs	Maximum Amps		Height A	Width B	Depth C	Mounting		Slot Size F
			Pri.	Sec.				D	E	
<i>Primary 240 Volts, Secondary Volts 120, 50 / 60 Hz</i>										
.050	<b>33-050-H</b>	2.7	.20	.41	3.19	3.00	2.50	1.69	2.50	.188 x .344
.100	<b>33-100-H</b>	4	.41	.83	3.63	3.38	2.81	2.13	2.50	.188 x .375
<i>Primary Volts, 240 x 480, Secondary Volts 24, 50 / 60 Hz</i>										
.050	<b>33-050-HLK</b>	2.7	.20 / .10	2.08	3.19	3.00	2.50	1.69	2.50	.188 x .344
.100	<b>33-100-HLK</b>	4	.41 / .21	4.16	3.63	3.38	2.81	2.13	2.50	.188 x .375
<i>Primary Volts 120, Secondary 24, 50 / 60 Hz</i>										
.050	<b>33-050-K</b>	2.7	.41	2.08	3.19	3.00	2.50	1.69	2.50	.188 x .344
.100	<b>33-100-K</b>	4	.83	4.16	3.63	3.38	2.81	2.13	2.50	.188 x .375
<i>Primary Volts 240 x 480, Secondary Volts 120, 50 / 60 Hz</i>										
.050	<b>33-050-PM</b>	2.7	.20 / .10	.41	3.19	3.00	2.50	1.69	2.50	.188 x .344
.100	<b>33-100-PM</b>	4	.41 / .21	.83	3.63	3.38	2.81	2.13	2.50	.188 x .375
.150	<b>33-150-PM</b>	6	.62 / .31	1.25	4.00	3.75	3.13	2.38	3.25	.219 x .375
.250	<b>33-250-PM</b>	9	1.0 / .52	2.08	4.25	3.75	4.500	3.125	3.250	.219 x .438
<i>Primary Volts 208, Secondary Volts, 120, 50 / 60 Hz</i>										
.050	<b>33-050-17</b>	2.7	.24	.41	3.19	3.00	2.50	1.69	2.50	.188 x .344
.100	<b>33-100-17</b>	4	.48	.83	3.63	3.38	2.81	2.13	2.50	.188 x .375
<i>Primary Volts 208, Secondary Volts 24, 50 / 60 Hz</i>										
.050	<b>33-050-18</b>	2.7	.24	2.08	3.19	3.00	2.50	1.69	2.50	.188 x .344
.100	<b>33-100-18</b>	4	.48	4.16	3.63	3.38	2.81	2.13	2.50	.188 x .375
<i>Primary Volts 277, Secondary Volts 24, 50 / 60 Hz</i>										
.050	<b>33-050-26</b>	2.7	.18	2.08	3.19	3.00	2.50	1.69	2.50	.188 x .344
.100	<b>33-100-26</b>	4	.36	4.16	3.63	3.38	2.81	2.13	2.50	.188 x .375
<i>Primary Volts 277, Secondary Volts 120, 50 / 60 Hz</i>										
.050	<b>33-050-82</b>	2.7	.18	.41	3.19	3.00	2.50	1.69	2.50	.188 x .344
.100	<b>33-100-82</b>	4	.36	.83	3.63	3.38	2.81	2.13	2.50	.188 x .375



Dimensions & weights may change.  
Consult factory for certified drawings.