

Gas Monitor

Belimo gas monitors are factory calibrated and can monitor up to two gases simultaneously. All monitors feature audible and visual alarms, and CAN bus communication, allowing for standalone operation and networking of up to 32 devices. Select models feature relays and analog outputs to control ventilation directly, as well as BACnet MS/TP allowing for integration into a BMS. All gas monitors are wired via a daisy chain and are backed by a five-year warranty.



5-year warranty



Gas Monitor



Type Overview

Type	Measured values	Number of relays	Output signal active gas	Communication
22G0214-5A	CO, NO <sub>2</sub>	1	2x AO	CAN bus, BACnet MS/TP
22G0214-5B	CO, NO <sub>2</sub>	2	-	CAN bus, BACnet MS/TP
22G0214-5C	CO, NO <sub>2</sub>	0	-	CAN bus

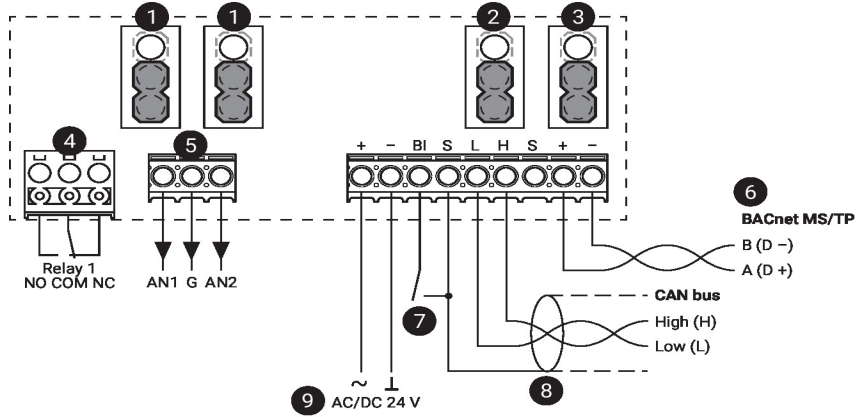
**Technical data**

<b>Electrical Data</b>	Nominal voltage	AC/DC 24 V	
	Nominal voltage frequency	50/60 Hz	
	Power consumption AC	5 VA	
	Power consumption DC	1.7 W	
	Cable entry	2 top, 2 bottom, 1 rear – 1/2" EMT	
	Cable specification	Power cable: 18...20 AWG Communication cable: 24 AWG twisted shielded pair, low capacitance	
	Fuse	Thermal PTC, auto-reset	
<b>Data bus communication</b>	Communication	CAN bus BACnet MS/TP	
<b>Functional Data</b>	Sensor Technology	Electro-chemical	
	Application	air	
	Output signal active note	Analog outputs (2), 2...10 V or 4...20 mA, user selectable with jumper	
	Output signal relay note	Relays (1 or 2) SPDT, 5A @ AC 125 V, non-inductive	
	Mounting	Install between 3 ft [1 m] from the floor to half of the ceiling height	
	Max. altitude	6562 ft [2000 m] above sea level	
	Max. altitude note	Calibration verification is recommended above 610 m [2000 ft]	
	Coverage area	Radius: 15 m [50 ft] Area: 700 m <sup>2</sup> [7500 ft <sup>2</sup> ] There can be no obstructions such as walls, stairs, elevators, shelving with solid fill, tool chests, etc.	
	Display	LCD With backlight Gas type, gas concentration, alarm level status	
	Response time	<30 s (T90)	
	Alarm	Audible alarm Built-in white strobe for level 3	
	<b>Measuring Data</b>	Measured values	CO NO <sub>2</sub>
		Measuring range gas	CO: 0...250 ppm NO <sub>2</sub> : 0...10 ppm
Calibration		Sensor modules are recommended to be calibrated annually.	
Long-term stability		<5% per year <2% per month	
Measurement Repeatability		<+3% CO equivalent <+2% NO <sub>2</sub> equivalent	
<b>Materials</b>	Housing	UL94 5VA	
<b>Safety Data</b>	UL Approval	cULus according to UL2075, ULC-S588 cCSAus listed to C22.2 No. 61010-1-12, UL Std. No. 61010-1 (3rd Edition), harmonized under IEC/EN 61010-1 BTL listed No. BTL-30001	
	Pollution degree	2	
	Ambient humidity	15...90% RH continuous, 0...99% RH intermittent, non-condensing	
	Ambient temperature	-20...40°C [-4...104°F]	

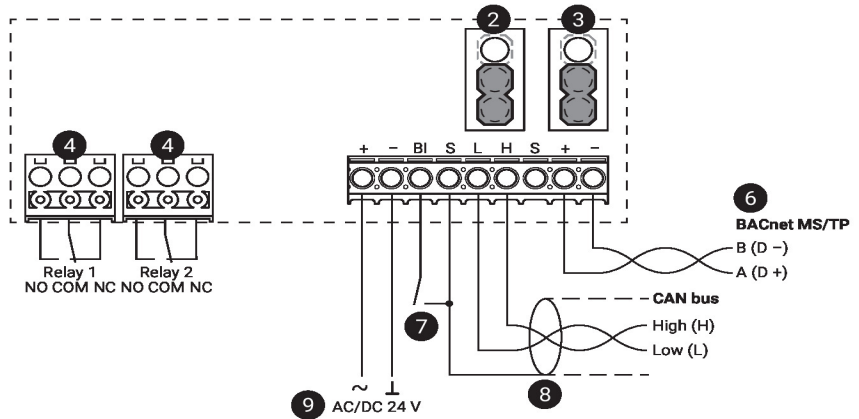
## Accessories

	<b>Description</b>	<b>Type</b>
<b>Spare parts</b>	Sensor module CO (Carbon Monoxide), 0...250 ppm, Electro-chemical	R-G02
	Sensor module NO <sub>2</sub> (Nitrogen Dioxide), 0...10 ppm, Electro-chemical	R-G14
<b>Communication module</b>	<b>Description</b>	<b>Type</b>
	Communication module, CAN bus, BACnet MS/TP, 1 SPDT Relay, 2 Analog Outputs	C-22G-5A
	Communication module, CAN bus, BACnet MS/TP, 2 SPDT Relays	C-22G-5B
	Communication module, CAN bus	C-22G-5C
<b>Electrical accessories</b>	<b>Description</b>	<b>Type</b>
	Audible alarm	A-22G-A16
	High-low mounting kit	A-22G-A14
<b>Mechanical accessories</b>	<b>Description</b>	<b>Type</b>
	Splash proof enclosure, Wall mount	A-22G-A12
	Duct mount enclosure, Duct mount	A-22G-A13

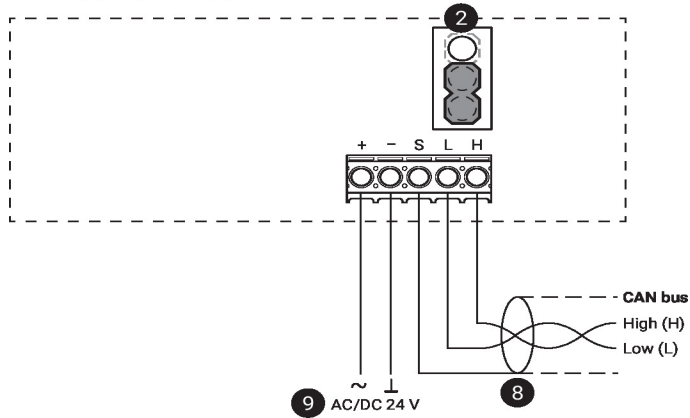
**22G..-5A / C-22G-5A**



**22G..-5B / C-22G-5B**

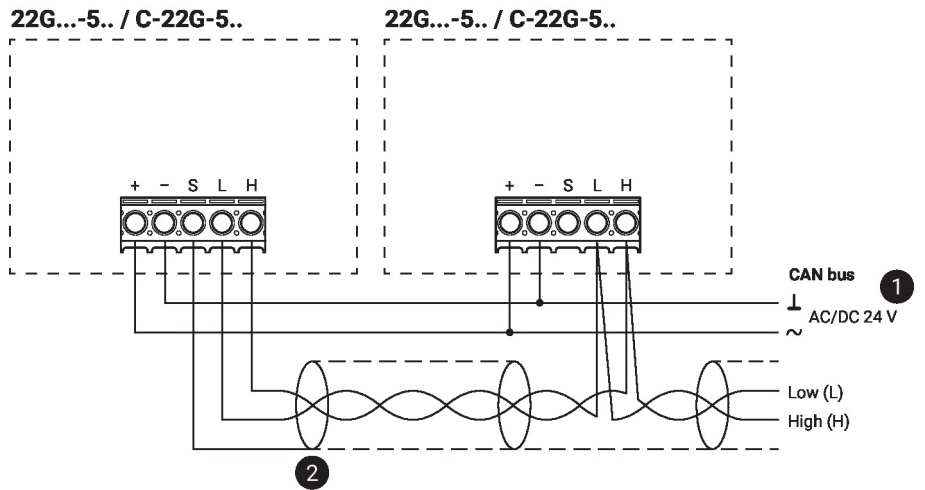


**22G..-5C / C-22G-5C**



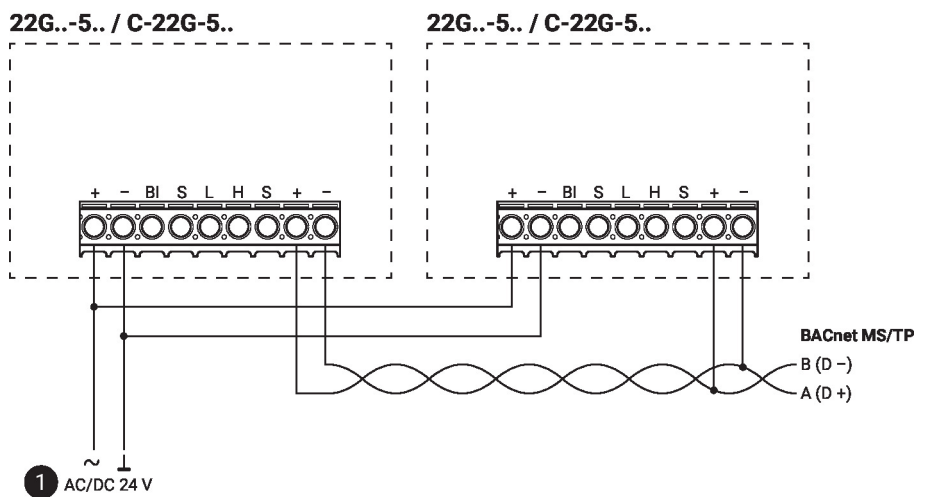
- 1 Analog outputs  
Down position: 2...10 V (factory setting)  
Up position: 4...20 mA
- 2 End of line (EOL) jumper: CAN bus  
Down position: Termination OFF (factory setting)  
Up position: Termination ON (first and last unit only should have this jumper in the up position)
- 3 End of line (EOL) jumper: BACnet MS/TP  
Down position: Termination OFF (factory setting)  
Up position: Termination ON (first and last unit only should have this jumper in the up position)
- 4 Relay output
- 5 Analog output
- 6 Shield connected at the first unit only, at others only looped through
- 7 Binary input to limit switch
- 8 Shield connected at the first unit only, at others only looped through
- 9 No connection to the ground

Wiring CAN bus



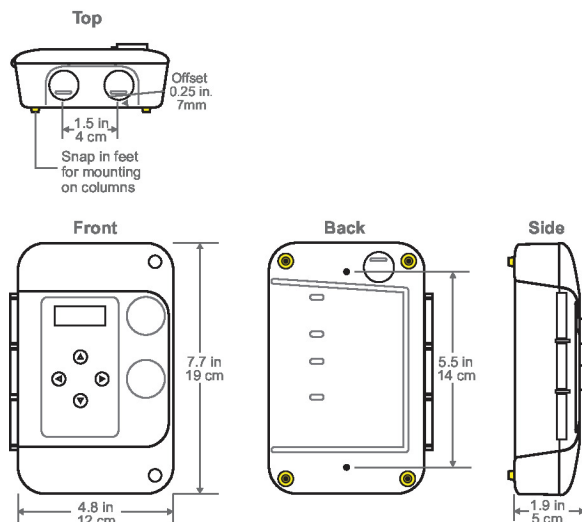
- 1 No connection to the ground
- 2 Shield connected at the first unit only, at others only looped through

Wiring RS485 BACnet MS/TP



- 1 No connection to the ground

Dimensions



Type	Weight
22G0214-5A	0.99 lb [0.45 kg]

Type	Weight
22G0214-5B	0.99 lb [0.45 kg]
22G0214-5C	0.99 lb [0.45 kg]

**Further documentation**

- Installation instructions
- Operating instructions